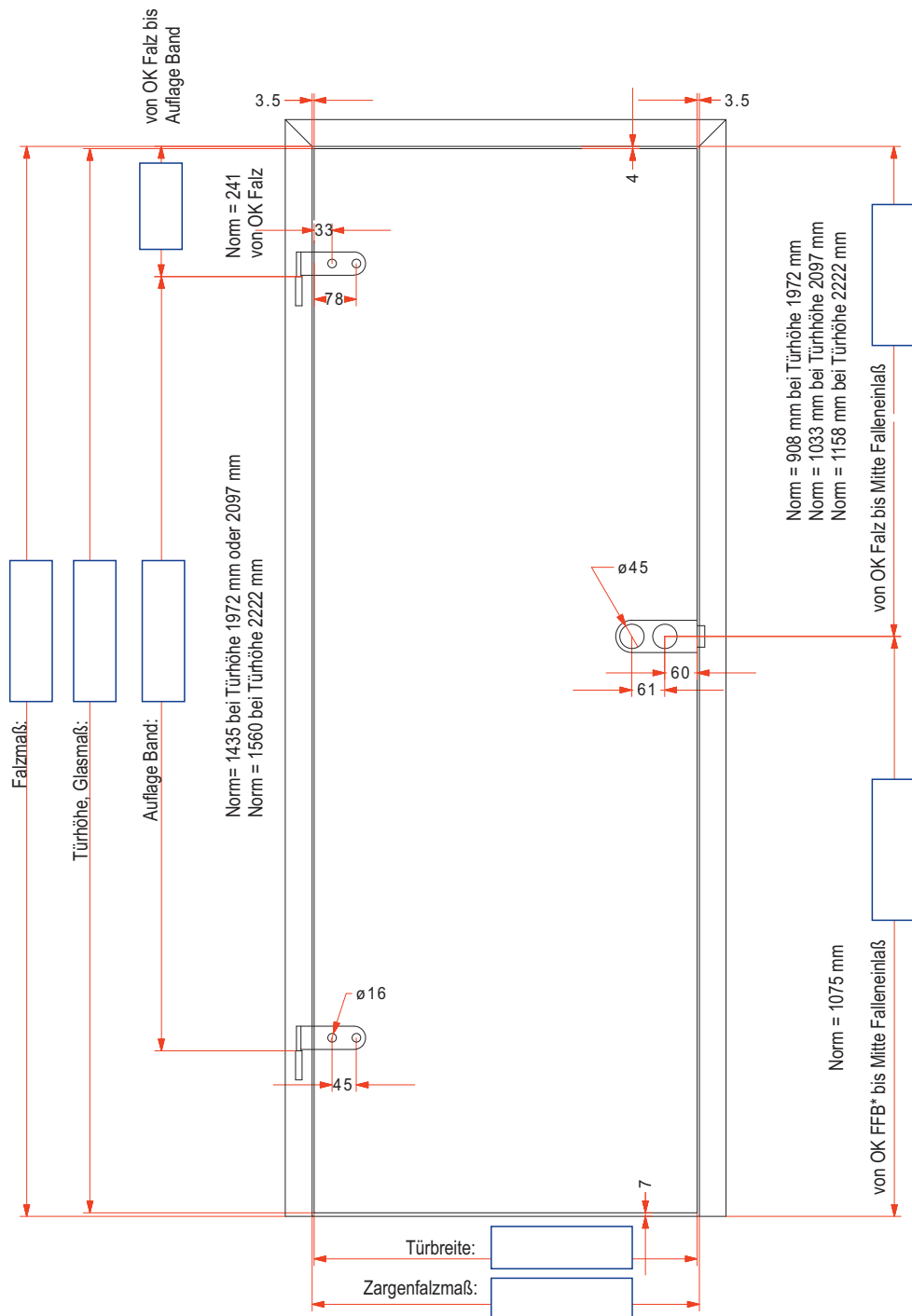


Studio-Beschläge

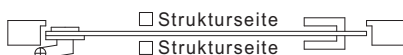
Normmaß	Abmessungen B x H		
Rohbau-Richtmaß	750 x 2000	875 x 2000	1000 x 2000
Zargenfalz	716 x 1983	841 x 1983	966 x 1983
Glas-Normmaße	709 x 1972	834 x 1972	959 x 1972

Kommission:	Pos.-Nr.:	Anzahl:	Glasart/ Stärke:	Liefertermin:

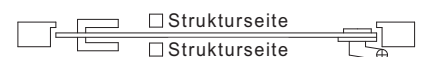


* OK FFB = Oberkante Fertigfußboden

DIN links



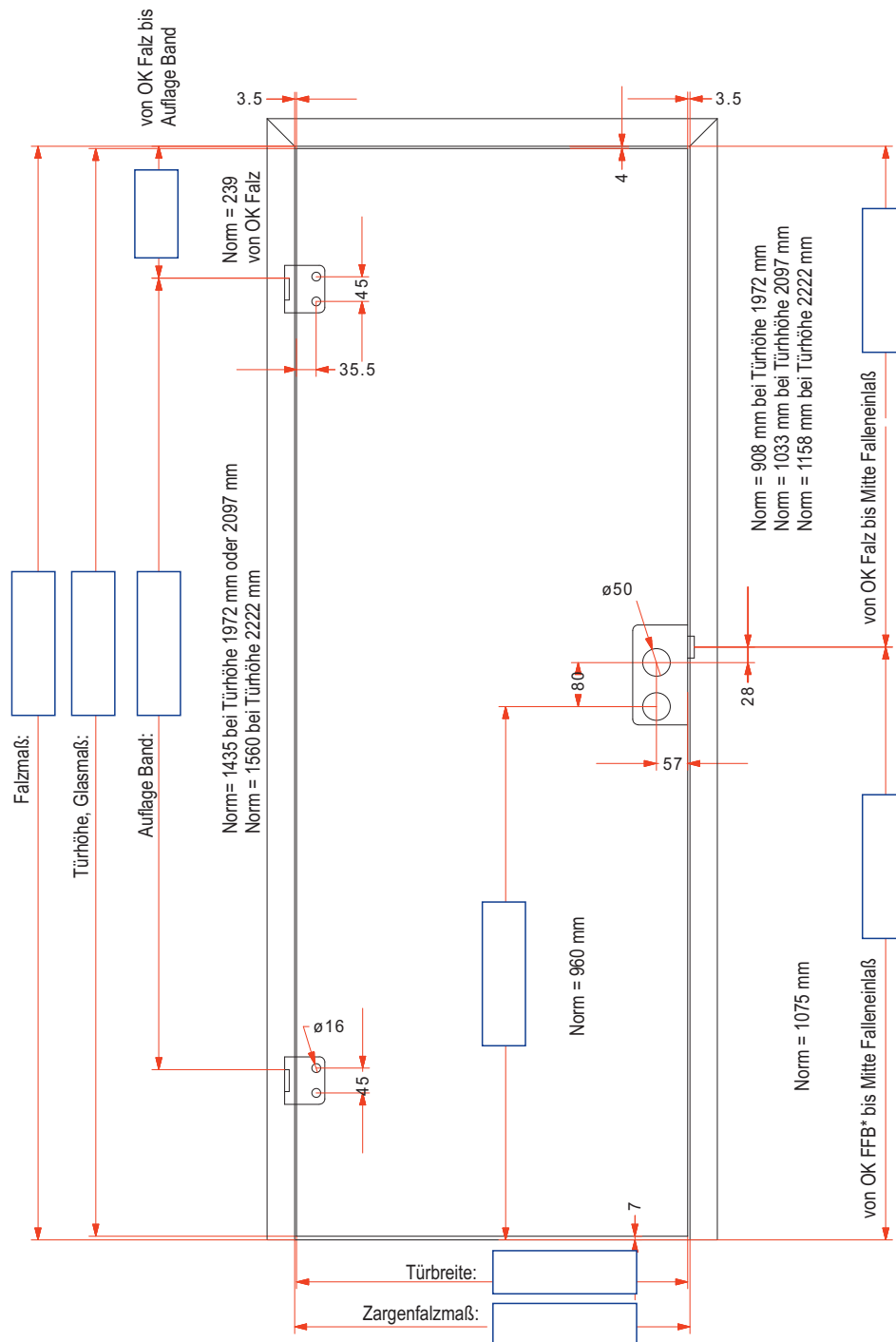
DIN rechts



Junior-Beschläge

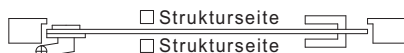
Normmaß	Abmessungen B x H		
Rohbau-Richtmaß	750 x 2000	875 x 2000	1000 x 2000
Zargenfalz	716 x 1983	841 x 1983	966 x 1983
Glas-Normmaße	709 x 1972	834 x 1972	959 x 1972

Kommission:	Pos.-Nr.:	Anzahl:	Glasart/ Stärke:	Liefertermin:



* OK FFB = Oberkante Fertigfußboden

□ DIN links



□ DIN rechts

